



YUVANAGARIK MEER
Young Citizen National Survey
Where Young India Stands On Democratic Citizenship

Where Young India stands on Democratic Citizenship



Yuva Nagarik Meter - WHY, WHAT & HOW

Why Yuva Nagarik Meter?

democratic citizenship

*is crucial for good governance, human development,
social harmony, ecological sustainability*

*we need to **understand***

*where young Indians stand on **democratic citizenship***

*and what factors **influence** the same*

*so we can identify measures to **nurture** and improve*

***democratic citizenship** for a dynamic empowered society*

What is the Yuva Nagarik Meter?

**A study of young citizens in urban India to
create a *national baseline for democratic citizenship* .
& to develop a critical understanding of the *influence of
formal education, socio economic, media, parenting and related factors***

The areas of enquiry

Knowledge

Comprehension

Attitudes

Values

**RIGHTS &
RESPONSIBILITIES**

**DEMOCRATIC
GOVERNANCE**

**ADHERANCE TO
CIVIC RULES**

**ENVIRONMENTAL
CONSERVATION**

**GENDER
EQUALITY**

**DIVERSITY &
SOCIAL JUSTICE**

Coverage & Methodology



6168 + **4374** = **10542**
Class nine + 1st yr degree = Students

757
Social science teachers

Total Respondents = 11,299

Multiple choice & Scale-type questions with negative marking administered in class-room settings

Supplemented by **30** focus group discussions

Maximum Score Possible:

high school **96** college **124**

330 High Schools

220 Colleges

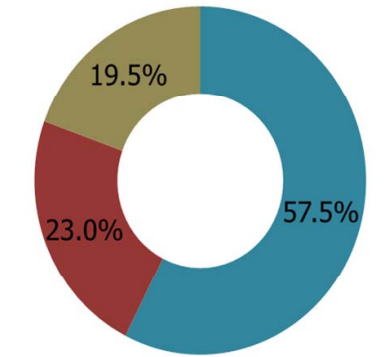
11 state capitals

Fieldwork by IMRB

Guided by an expert advisory panel

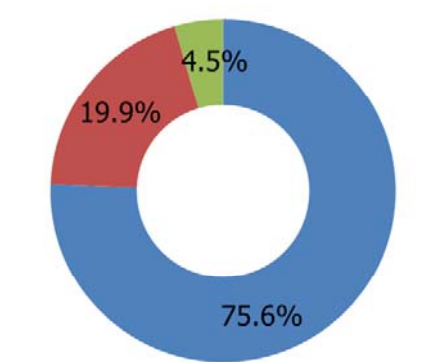
A representative sample

School by Ownership



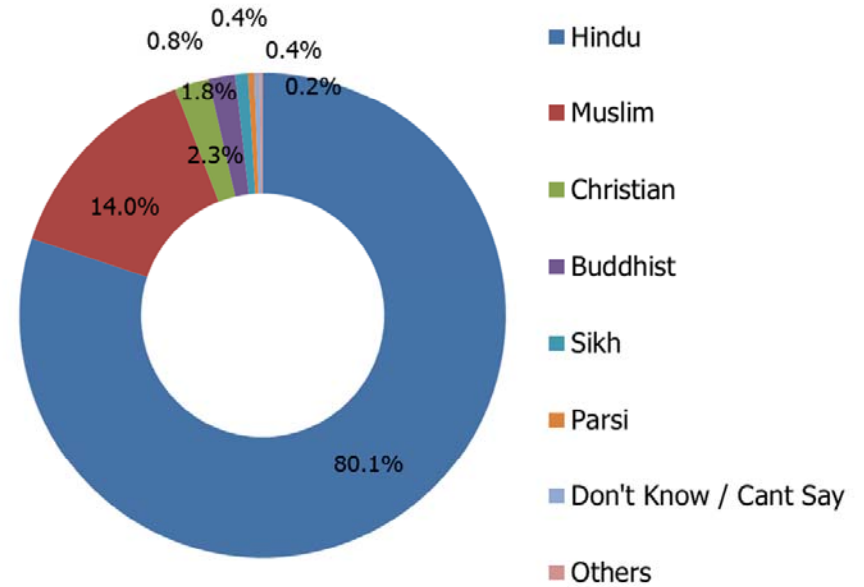
■ Private ■ Government ■ Aided

School by Board



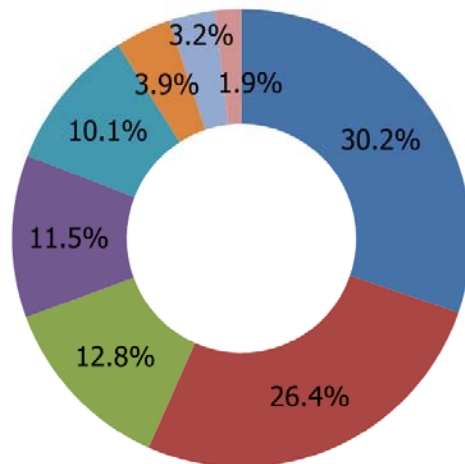
■ State Board ■ CBSE ■ ICSE

School by Religion



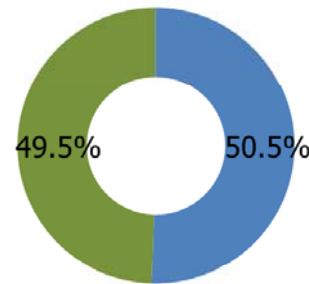
■ Hindu
 ■ Muslim
 ■ Christian
 ■ Buddhist
 ■ Sikh
 ■ Parsi
 ■ Don't Know / Cant Say
 ■ Others

College by Course



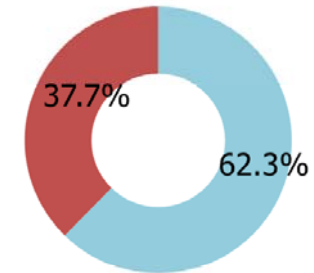
■ BA
 ■ B.Com
 ■ BSc
 ■ BE | BTech
 ■ Diploma/ITI
 ■ LLB
 ■ Others
 ■ MBBS

School by Gender



■ Girls ■ Boys

College by Gender



■ Boys ■ Girls

KEY FINDINGS

Young India's Democratic Citizenship Score

Urban India	High School N- 6168	College N-4374	Total N -10542
National Democratic Citizenship Score	21%	20%	21%

Overall Democratic Citizenship scores are **low**

**No significant difference between
high school and college students
or between girls & boys**

% Score represents:

Average of (aggregate of +ve & -ve scores)/maximum possible score * 100

Young India's Democratic Citizenship Scores

Domain-wise Score Card

Domain	High School N- 6168	College N-4374	Total N -10542
Rights & Responsibilities	27%	31%	29%
Democratic Governance (Knowledge & Comprehension)	17%	19%	18%
Democratic Governance (Attitudes & Values)	N/A	-11%	-11%
Adherence to Civic Rules	15%	10%	13%
Environmental Conservation	40%	45%	42%
Gender Equality	12%	8%	10%
Diversity & Social Justice	N/A	23%	23%
National Democratic Citizenship Score	21%	20%	21%

Rights & Responsibilities

School	27%
College	31%
Total	29%

The knowledge and ability to comprehend one's constitutionally guaranteed rights and civic responsibilities.

26%

correctly understand the meaning of the Fundamental Right Against Exploitation

35%

of high school students consider themselves as "citizens" of India

37%

correctly understand the meaning of the Fundamental Right to Equality

Knowledge
&
Comprehension

Attitudes
&
Values

School	17%	N/A
College	19%	-11%
Total	18%	-11%

Democratic Governance

The knowledge and ability to comprehend the nature and functions of democratic institutions & whether one values Democratic form of government over military rule or dictatorship.

37%

have a fuller understanding of democracy – that it is all about rule of law, equality, human rights, and elections

74%

do not know that the Legislature is responsible for enacting laws

53%

of college students “agreed” that military should rule India for some years

67%

of college students “agreed” that India should have only one strong Political Party at the Centre to rule the entire country

Adherence to Civic Rules

School	15%
College	10%
Total	13%

Attitudes towards civic rules in terms of their proneness to either steadfastly stick to the rules or to bend/circumvent the rules

38%

“agreed” that it is alright to violate rules because the penalty is small

43%

“agreed” that it is alright to violate rules because one can always get away bribing the officials

51%

of college students “agreed” that it is difficult to follow rules when others are violating the same

Environmental Conservation

Attitudes towards conservation of water and greenery in urban areas

School	40%
College	45%
Total	42%

72%

**feel it is
“important” that
everyone must
collect and use
rain water**

81%

**feel it is
“important” that
people must
reduce the
wastage of water**

78%

**feel it is
“important” that
people and
government
must protect
lakes and tanks**

Young India scores highest on this domain

Gender Equality

Attitudes toward gender equality and gender violence and attempts to uncover the stereotypes lying underneath those attitudes

Total	Girls	Boys
School 12%	15%	8%
College 8%	13%	6%
Total 10%	14%	7%

Attitudes deteriorate from school to college

Girls display better attitudes than boys, yet low overall

Gender Equality

School	12%
College	8%
Total	10%

52% 57%

girls boys

“agreed” that women dress and behave in certain ways to provoke violent reactions from men

39% 43%

girls boys

“agreed” that women have no choice but to accept a certain degree of violence

36% 44%

girls boys

from college admitted that dowry is a practice in their community and felt they should “accept” this practice

71% **“agreed” that women can perform equally well or better than men in all professions**

52% **of them also “agreed” that the main role of women is to take care of the household and bring up their children**

Diversity & Social Justice

School	N/A
College	23%
Total	23%

Attitudes and values pertaining to social diversity; attitudes towards marginalized sections such as street vendors, urban poor, domestic workers etc. and towards affirmative actions aimed at achieving social justice

50%

of college students express "intolerance" regarding migrant workers from other States

45%

of college students "agreed" that people who work as construction workers cannot have the right to demand proper housing and toilets at the construction site

49%

of college students "agreed" that people who work as domestic workers for household help cannot have the right to demand minimum wages and other facilities

65%

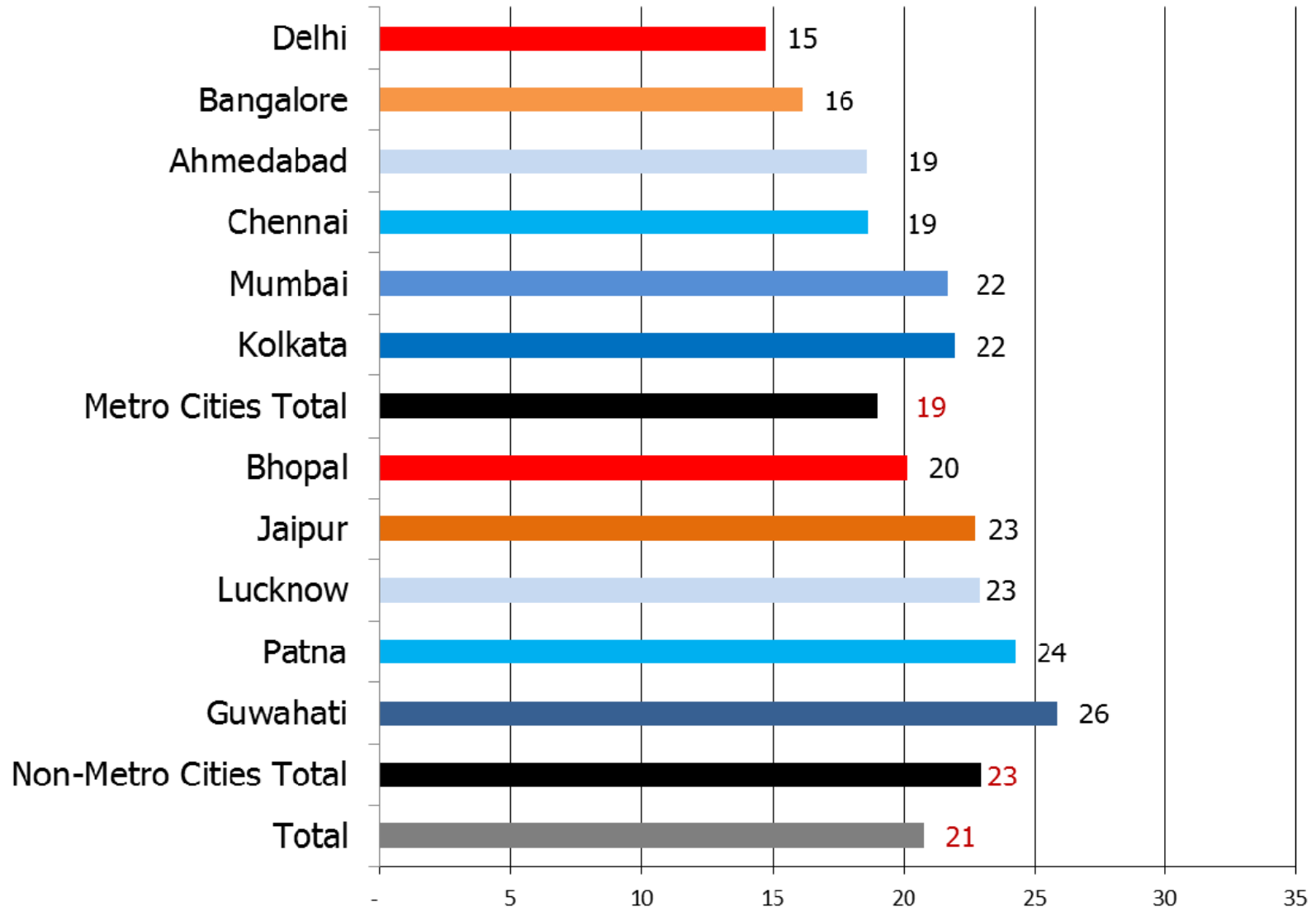
of college students favour prohibition of meeting between boys and girls belonging to different religions in public places

Scores by Metro vs. Non-Metro Cities

Findings suggest a possible effect of “place” on the intercity variations in democratic citizenship score

Comparison of Democratic Citizenship

Metro (N-5699) vs. Non-Metro Cities (N-4843)



Social Science Teachers

757 across 11 cities and 330 secondary schools

Social Science Teachers (N 757)

An enquiry into attitudes and classroom styles/ teaching practices

Attributes	Score
Attitude to Democratic Governance & Diversity	12%
How participatory is classroom style/ teaching practice	52%
Aggregate	32%

85%

“agree” or “somewhat agree” that social science needs to be more about facts than analysis

45%

“agreed” that in urban areas most problems are caused by migrants

78%

“agreed” or “somewhat agreed” that having a religious plurality in the nation is difficult

77%

“agreed” or “somewhat agreed” that an authoritarian government is preferable under certain circumstances

Key Influencers of Democratic Citizenship

Key Influencers of Democratic Citizenship

Significant Influencers	Insignificant Influencers	Negative Influencers
<p>Positive Experience at School & College</p> <p>Positive Experience at Home</p> <p>Watching news and debates on TV</p> <p>News Paper reading habit</p> <p>Type of course (technical)</p>	<p>Gender</p> <p>Board of Education</p> <p>Household Income</p> <p>Parental education</p> <p>Religion</p> <p>Participation in NSS, NCC, Eco clubs etc.</p>	<p>Living in metro cities</p> <p>Affiliation to or participation in political parties:</p> <p>College students active in political parties score</p> <p>16%</p> <p>Those not active score</p> <p>25%</p>

Key Influencers of Democratic Citizenship

Experience at Home & College

49%

high-schoolers admitted that their parents often punish them physically e.g. beating, pinching

82%

high-schoolers said they are worried about exams most of the time at home

61%

high-schoolers said students do get beaten at school for various reasons

81%

college students admitted that they not only get often scolded by parents/elders even for small mistakes but also are worried about their future most of the time at home

81% & 63%

college students high-schoolers admitted that they are scared to express their ideas/opinions in class

Recommendations

Recommendations

Educational Institutions & Families

Need to re-orient and evolve as democratic environments

Educational institutions need to engage with families

Government

Frame a constitutionally guided and safe guarded national policy on citizenship education

- Curricula across subjects (not only civics) to imbibe citizenship values
- Re-design initiatives such as NSS, NCC etc.
- Pedagogy of citizenship education: participatory and empowering
- Create separate cadre of trained citizenship educators

Thank you

cmcaindia.org